

ELECTRIC GUITARS

ELECTRIC BASSES



1993

WASHBURN

What A Great Guitar Should Be

AIM

HIGH

NUNO

Washburn

N2

Nuno Bettencourt is one of those players whose ability goes far beyond just being an exceptional guitarist. His boundless ideas and extraordinary talent take music beyond its accepted limits, to the extreme. He is destined to be one of the all time greats.

Though his music is a kaleidoscope of colors, Nuno's preference for guitars is bare bones. That attitude is captured in the N2 Signature Series guitars. The neck and body have a natural finish, raw, a canvas for musical creativity. The pickups are direct mounted into the body for pure tone with a deep crunch.

The N2 is an absolutely essential guitar for players who are more interested in performance ...than fluff.

Solid alder body
Natural finish maple neck
Rosewood fingerboard
Polished chrome hardware
Washburn Eliminator™ neck pickup
Bill Lawrence L500 bridge pickup
3 position selector switch
Washburn 600-S Pro
Floyd Rose tremolo system
22 jumbo, nickel silver frets

Solid alder body
Padauk stain finish



**NUNO
BETTENCOURT**
of Extreme / N2 Natural

PHOTO: STEVE MARCEL

STEVE STEVENS

SIGNATURE

Steve Stevens demands perfection.

Steve worked one on one with Washburn's design team selecting woods, electronics and hardware that would become his signature guitar. The result is our model SS40, a guitar as distinctive and hard-edged as Steve's playing.



SS40

One piece maple neck and fingerboard with skunk stripe
Poplar body
Angled Washburn Eliminator™ pickups
3-way selector switch
15:1 die-cast gold tuners
Washburn 600-S Pro Floyd Rose tremolo system
22 jumbo, nickel silver frets

STEVE STEVENS
of The Vince Neil Band

WING™ SERIES

WASHBURN REISSUE



With a Washburn Wing Series electric in your hands, your music really does take flight. Originated in 1975, the Wing was the first Washburn electric guitar. The combination of the set neck and the arch top create an extremely rigid instrument with additional mass under the bridge where it is most important. This is the optimum construction method for producing blazing string attack with incredible sustain. You owe it to yourself to check out the Washburn Wing Series electrics.

SB80 Natural

22 jumbo, nickel silver frets
Mahogany set neck
Rosewood fingerboard
Custom wing inlays
Bookmatched, flamed maple, arched top
Mahogany body
Washburn Eliminator™ pickups
3-way selector switch
Single ply binding on body and neck
15:1 die-cast chrome tuners
Compensating chrome bridge / Stop tail piece

MERCURY™ SERIES

ELECTRICS



MG70

Vintage Sunburst

Bookmatched, flamed maple top / Clear pickguard
24 fret / Low profile, maple neck / Angled headstock
MG70: Rosewood fingerboard / Offset, Pearl dot fret markers
MG74: Maple fingerboard / Offset, black dot fret markers
MG70: Washburn pickups H-S-S
MG74: Washburn pickups H-S-H
5-way selector switch and coil tapping
15:1 die-cast tuners
Washburn 800-S Pro Floyd Rose tremolo system / Gold hardware
Solid alder body / Full access cutaway / Tapered heel



MG74

Transparent Purple

MG72 (not shown)

Pickups: H-H
Available in Vintage Sunburst and Transparent Blue



MG40

Pearl Blue

24 jumbo, nickel silver frets
Low profile maple neck / Angled headstock
Rosewood fingerboard / Offset, pearl dot fret markers
MG40: Washburn pickups H-S-S
MG42: Washburn pickups H-H
5-way selector switch and coil tapping
15:1 die-cast tuners
Washburn 600-S Pro Floyd Rose tremolo system / Black hardware
Solid alder body / Full access cutaway / Tapered heel



MG42

Metallic Purple

Mercury... liquid metal, winged messenger of the gods, closest planet to the sun. All of these images come to mind when you pick up a Washburn Mercury Series guitar. The Mercury epitomizes the modern guitar attitude; a hard-edged look based on a classic format. The incredible feel of our low profile necks with electronic and hardware packages to suit any musical demands make the Mercurys our most popular electric.



MG52

Midnight Blue Metallic

24 fret / Low profile, maple neck / Angled headstock
 Rosewood fingerboard / Offset, pearl dot fret markers
 Washburn pickups H-H
 5-way selector switch and coil tapping
 15:1 die-cast tuners
 Compensating bridge with stop tail piece / Chrome hardware
 Select hardwood body / Full access cutaway / Tapered heel



MG30

Metallic Purple

24 jumbo, nickel silver frets
 Low profile maple neck / Angled headstock
 MG30: Rosewood fingerboard / Offset, pearl dot fret markers
 MG34: Maple fingerboard / Offset, black dot fret markers
 MG30: Washburn pickups H-S-S
 MG34: Washburn pickups H-S-H
 5-way selector switch
 15:1 die-cast tuners
 Floyd Rose tremolo system / Chrome hardware
 Select hardwood body / Full access cutaway / Tapered heel



MG34

Purple Rain

MICHAEL ANGELO

of Nitro / MG44

MG44

24 jumbo, nickel silver frets
 Low profile maple neck / Angled headstock
 Maple fingerboard / Offset, black dot fret markers
 Washburn pickups H-S-H
 5-way selector switch and coil tapping
 15:1 die-cast tuners
 Washburn 600-S Pro Floyd Rose tremolo system / Black hardware
 Solid alder body / Full access cutaway / Tapered heel

(MG44 Black shown on cover)




PHOTO: GARY MANKUS

CLASSIC™ SERIES

ELECTRICS

Players who demand rich tonal quality, ease of playing and vintage elegance will appreciate the Classic Electric series by Washburn. Carefully selected woods and over 115 years of guitar building experience are combined to create these classically styled, but uniquely Washburn, guitars.




TOBACCO SUNBURST
HB35



WINE RED
HB35




NATURAL
J6S



J6S Tobacco Sunburst

Arched, spruce top, maple back and sides
Five piece, maple and rosewood neck
Bound rosewood fingerboard / Split block inlays
Gold hardware
Classic Washburn hum-cancelling pickups
Washburn "W" jazz tailpiece



HB35S Natural

Arched, flamed sycamore top, back and sides
Mahogany neck
Bound, rosewood fingerboard / Split block inlays
Gold hardware
Classic Washburn hum-cancelling pickups
Compensating bridge with stop tail piece

MERCURY™ SERIES

BASSES



MB8

Transparent Purple

Bookmatched, flamed maple top
24 jumbo, nickel silver frets
Natural finish, maple neck / Angled headstock
Rosewood or maple fingerboard / Offset, dot fret markers
Status™ active electronics and pickups / Pan pickup selector
Solid alder body / Comfort contour / Shallow heel
20:1 die-cast tuners / Gold hardware



MB4

Midnight Blue Metallic

24 jumbo, nickel silver frets
Natural finish, maple neck / Angled headstock
Rosewood or maple fingerboard / Offset, dot fret markers
Washburn Eliminator™ P and J style pickups
Active electronics / 3-way selector switch
Solid alder body / Comfort contour / Shallow heel
20:1 die-cast tuners / Polished chrome hardware



MB5

Black

24 jumbo, nickel silver frets
Natural finish maple neck / Angled headstock
Rosewood fingerboard / Offset, dot fret markers
Washburn Eliminator™ 5-string J style pickups
Custom 5 string bridge
Active electronics / 3-way selector switch
Solid alder body / Comfort contour / Shallow heel
20:1 die-cast tuners / Polished chrome hardware



MB2

Pacific Blue Rain

24 jumbo, nickel silver frets
Natural finish, maple neck / Angled headstock
Rosewood fingerboard / Offset, pearl dot fret markers
Washburn P style pickup / Volume and tone controls
Select hardwood body / Comfort contour / Shallow heel
20:1 die-cast tuners / Polished chrome hardware

ELECTRIC BASSES

6-STRING MERCURY AND CLASSIC B200



MB6 Natural


24 jumbo, nickel silver frets
Natural finish maple neck / Angled headstock
Rosewood fingerboard / Offset, dot fret markers
Washburn Eliminator™ 6-string J style pickups
Custom 6-string bridge
Active electronics / 3-way selector switch
Solid alder body / Comfort contour / Shallow heel
20:1 die-cast tuners / Polished chrome hardware

The Mercury Series basses represent a special blend of performance, visual distinction and great feel. The neck joint extends deep into the alder body to enhance string performance and provide superior neck-to-body stability. The tapered heel and deep cutaways allow unobstructed access to all 24 frets. Finally, state of the art electronics provide a broad range of tone possibilities to satisfy the most discriminating player.

B200 Metallic Dark Blue

Modeled after original rock n' roll instruments from the 1950's, the B200 is an amazing performer. The set neck and arched top are a solid foundation for the active electronics. Together, they make a powerful and incredibly sounding bass. If you're searching for a new bass with a vintage look and feel, the B200 is for you.

22 jumbo frets / Nickel silver
Three piece maple neck
Bound rosewood fingerboard
Active electronics / 3-way selector switch
Washburn Eliminator™ pickups
Solid alder body / Carved, maple top
Single ply binding on body, neck and headstock
20:1 die-cast chrome tuners / Chrome bridge



ALLEY
of Slammin' Gladys / B200

PHOTO: GLEN LaFERMAN

ACOUSTIC BASSES

THE PLAYER'S CHOICE



AB40 Natural

Arched, book matched, solid spruce top
Quilted ash back and sides
Multi layer maple neck
Bound, ebony fingerboard
24 jumbo frets
Ebonized rosewood bridge with solid brass insert
Gold Hardware
Active electronics
Compensated saddle



AB20

Washburn combines classic styling with the finest acoustic preamp system for a deep, warm acoustic bass sound. Washburn acoustic basses are preferred by top studio musicians the world over.



PHOTO: CHRIS CUFFARO

CHARLIE DRAYTON AB40
HUTCH HUTCHINSON AB40
DARRYL JONES AB20
BOB GLAUB AB40



AB25 Black

Select spruce or hardwood top
Select mahogany or hardwood back and sides
Maple neck / Rosewood fingerboard
Exclusive position inlay pattern (AB20FL / Fretless)
23 jumbo frets (AB20 / AB25)
Rosewood bridge with solid brass insert
Polished chrome Hardware
Compensated saddle
EQUIS II™ bass preamplification system

ELECTRIC ACOUSTIC

SOLID BODY

SBF80 Black / Natural / Cherry Sunburst

The SBF80 is the ultimate high-volume electric acoustic. At first, the idea of a solid body acoustic seems absurd, but in reality, the SBF80 represents the most accurate reproduction of a true acoustic at concert volumes. The frequencies that give a traditional acoustic its warm character are the same frequencies that cause body resonant feedback when amplified. The SBF80's unique pickup and electronics capture those frequencies without a hollow body, so the player can pour on the bass and low-mids without fear of feedback.

Bookmatched, flamed maple top
Computer channeled, semi-solid, mahogany body
Mahogany neck
Rosewood fingerboard and bridge
Slotted, diamond fret markers
15:1 chrome die-cast tuners / Pearl buttons
Multi-ply binding on body, neck and headstock
Active electronics



STAGE

PRESENCE